
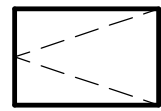

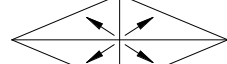
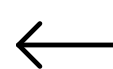

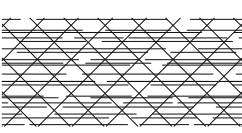


ROOF PLAN LEGEND

APPLIES TO DRAWING A10.1.1
REFER TO M, E & FP DRAWINGS FOR ROOF SYMBOLS NOT INDICATED BELOW

	GUTTER AND DOWNSPOUT (RECTANGULAR SHOWN, MAY BE ROUND IF SPECIFIED)
	ROOF ACCESS HATCH
	SCUPPER
	CRICKET
	INDICATES DIRECTION OF ROOF ASSEMBLY SLOPE
	SHINGLED ROOFING
	AREA OF CFSF OVERFRAMING